



Challenges and Opportunities

Conrad Lautenbacher, GeoOptics

Outline: Challenges and Opportunities


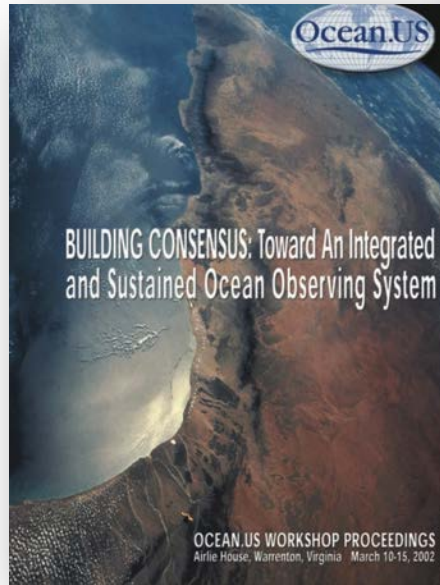
- Brief history
- SECOORA Accomplishments
- What's next?

**This for
one!**



Origins of IOOS

- 2000: Ocean.US
- 2002: Arlie House Workshop
- 2003: Regional Summit
- 2004: US Commission on Ocean Policy Report
- 2007: NOAA IOOS Office
- 2009: ICOOS Act



U.S. President [Barack Obama](#), signs the Omnibus Public Lands Management Act of 2009, in the East Room of the White House in Washington, D.C., U.S., on Monday, March 30, 2009. Obama
<http://www.gettyimages.com/detail/photo/President-Barack-Obama-signs-the-omnibus-public-lands-management-act-picture-id94949876#president-barack-obama-signs-the-omnibus-public-lands-management-act-picture-id94949876>

Challenges

- Multiple federal agencies
- Regional interests
- Earmarks vs. programmatic funding

CORE

Consortium for
Ocean Research
And Education

National Ocean Partnership Program
(NOPP)

REGIONS

- New England
- Southeast
- Gulf of Mexico

The 4 N's

- Navy
- NOAA
- NASA
- NSF



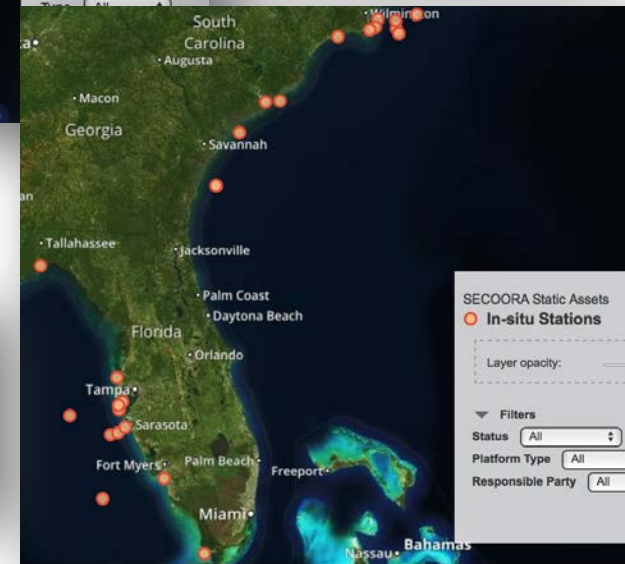
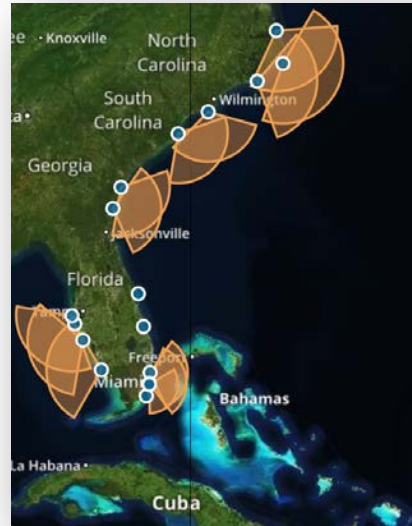
Image credit: http://www.bing.com/images/search?view=detailV2&ccid=UyqRVAu%2f&id=7BF639B735FAA93A56EF5C1E42E30789B9E50CC3&thid=OIP.UyqRVAu_OPhw8-l3huohDwEsCo&q=images+who%27s+on+first&simid=608036455676445585&selectedIndex=0&ajaxhist=0

Early Opportunities

- Regional Organization Structure
- Connecting the Boundaries
- IOOS Association
- Building Political Support
- Transition from "Earmarks"
- Expanding Regional Membership
- Connecting the Regions

SECOORA Accomplishments

- Sustained Observations
- Stable network and organization
 - Strategic Plan
 - Reserve Fund
 - Fundraising Plan
 - Scholarship opportunities



Being Heard and Gaining Support

Cape Canaveral Buoys

Thanks to members and partners for reaching out to NOAA ...

Thanks to NOAA!!



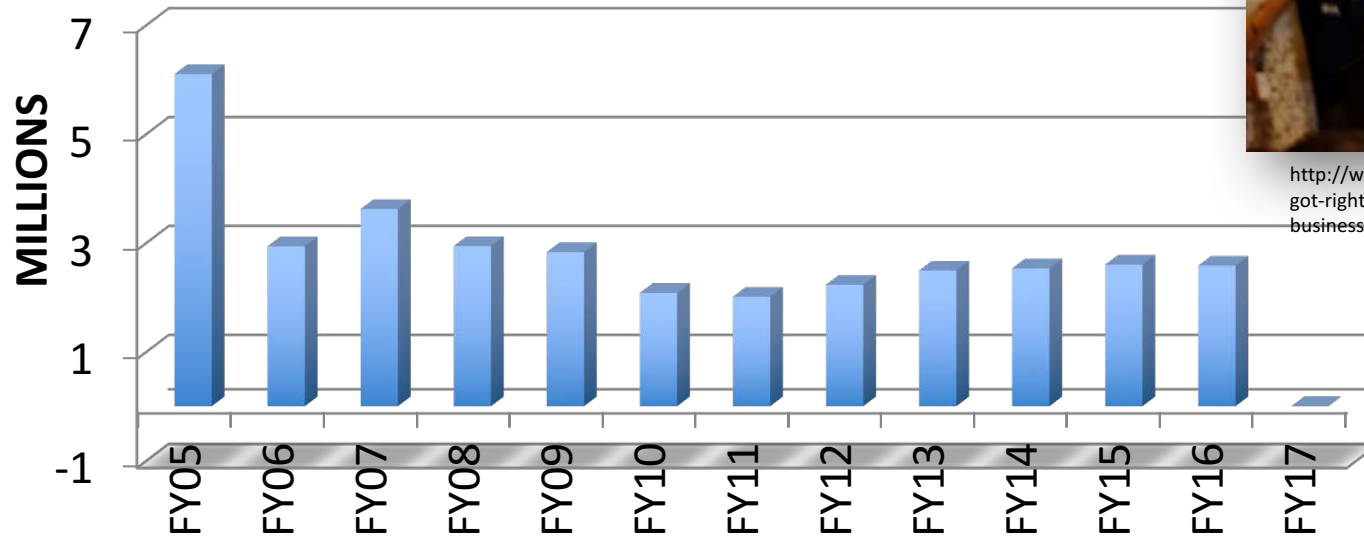
Station 41009 (LLNR 840) - CANAVERAL 20 NM East of Cape Canaveral, FL

Station 41010 (LLNR 845) - CANAVERAL EAST - 120NM East of Cape Canaveral

SECOORA Challenges

- Next Panel - organizational history
- Funding
- Uncertainty: New administration

Total SE IOOS Funding




<http://www.trump.news/2017-01-23-as-promised-president-trump-got-right-to-work-signing-legislation-and-tending-to-the-nations-business.html>

Current Opportunities

- Strategic Plan
- New funding strategy
- Initiatives
 - Membership
 - Students
 - Scholarship
 - Data Challenge

Funder Name
Alcoa Foundation
WestMarine BlueFuture Grants
Waitt Foundation
David and Lucile Packard Foundation
The Curtis & Edith Munson Foundation
The Galesi Family Foundation
NATIONAL GEOGRAPHIC SOCIETY-V
Royal Caribbean Cruises Ltd.
Oak Foundation
Winthrop Family Fund
Paul M. Angell Family Foundation
The Bay and Paul Foundation
Starwood Foundation
Philip E and Carole R Ratcliffe Foundation
Turner Foundation Inc.
Mote Scientific Foundation Inc.
The John A & Elizabeth F Taylor Char
blue moon fund
The Ocean Foundation
Walton Family Foundation
Ocean5



Current Opportunities

- Blue Economy
- Offshore energy development in the SE?



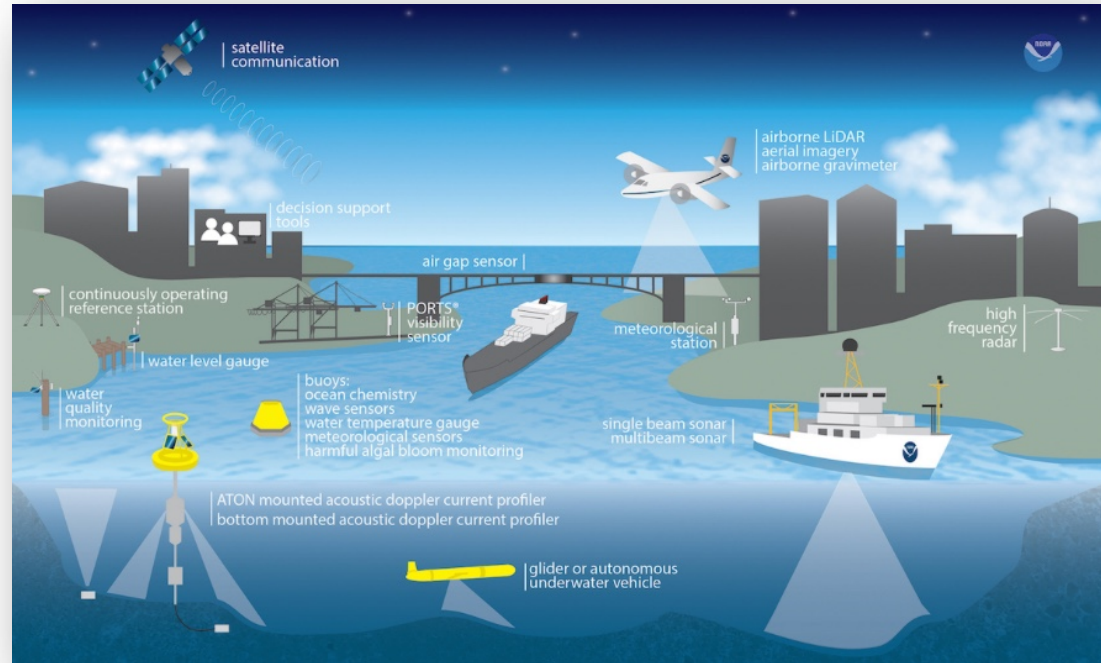
SECOORA
Southeast Coastal Ocean Observing
Regional Association



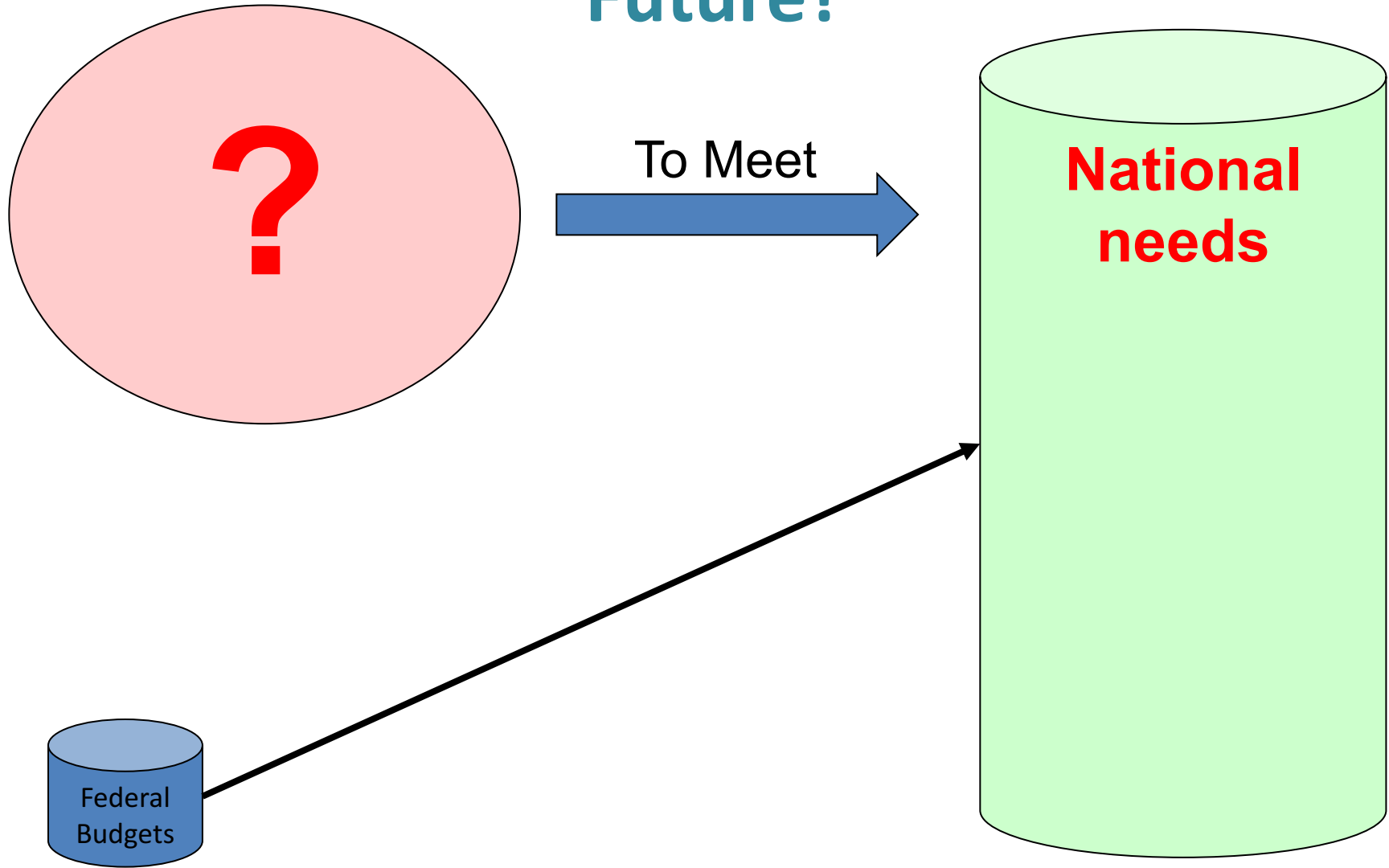
IOOS
Integrated Ocean
Observing System

Future Opportunities

- New technology
- Public /private partnership
- Privatization



Future?



SECOORA
Southeast Coastal Ocean Observing
Regional Association

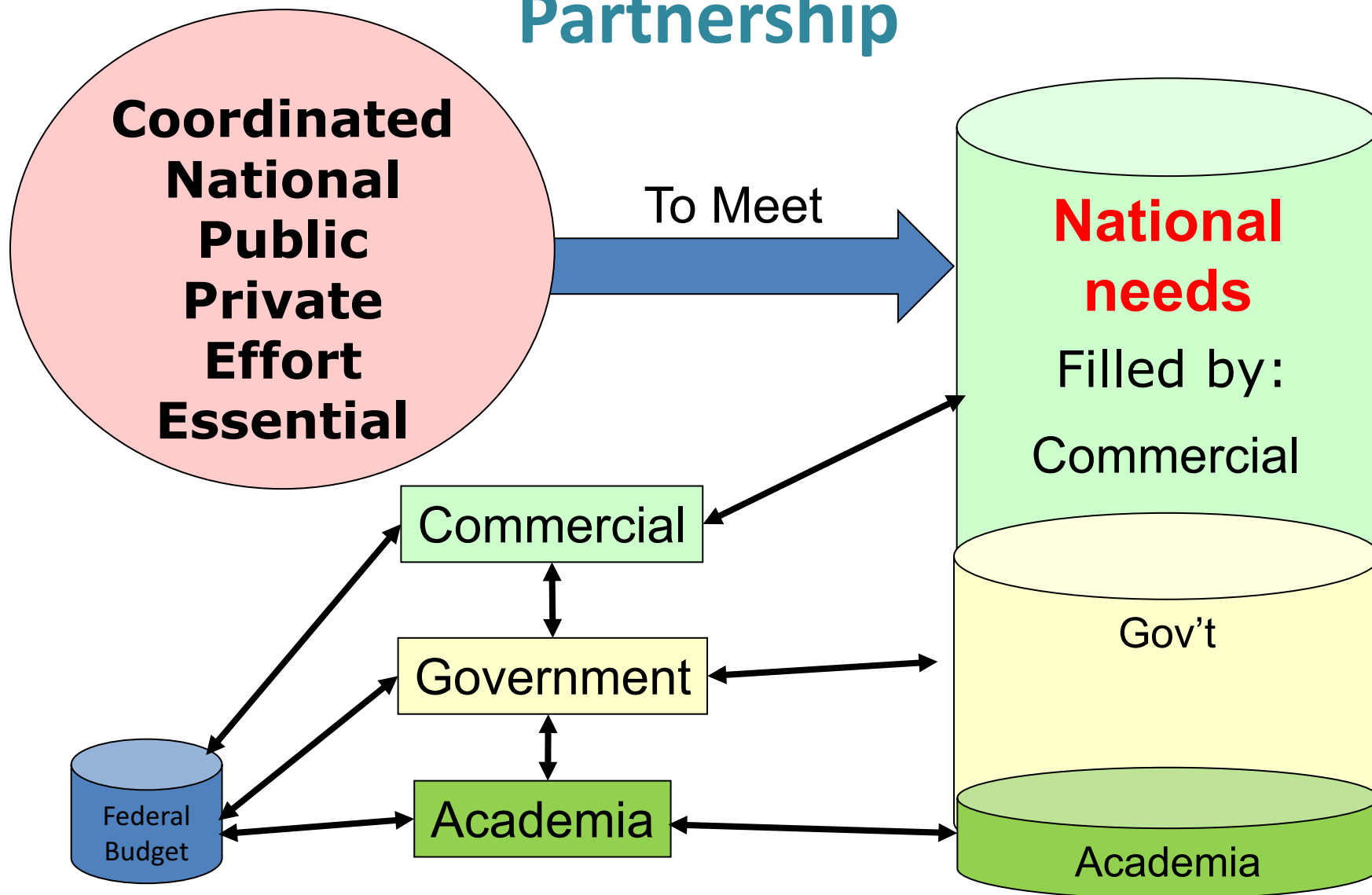


IOOS
Integrated Ocean
Observing System

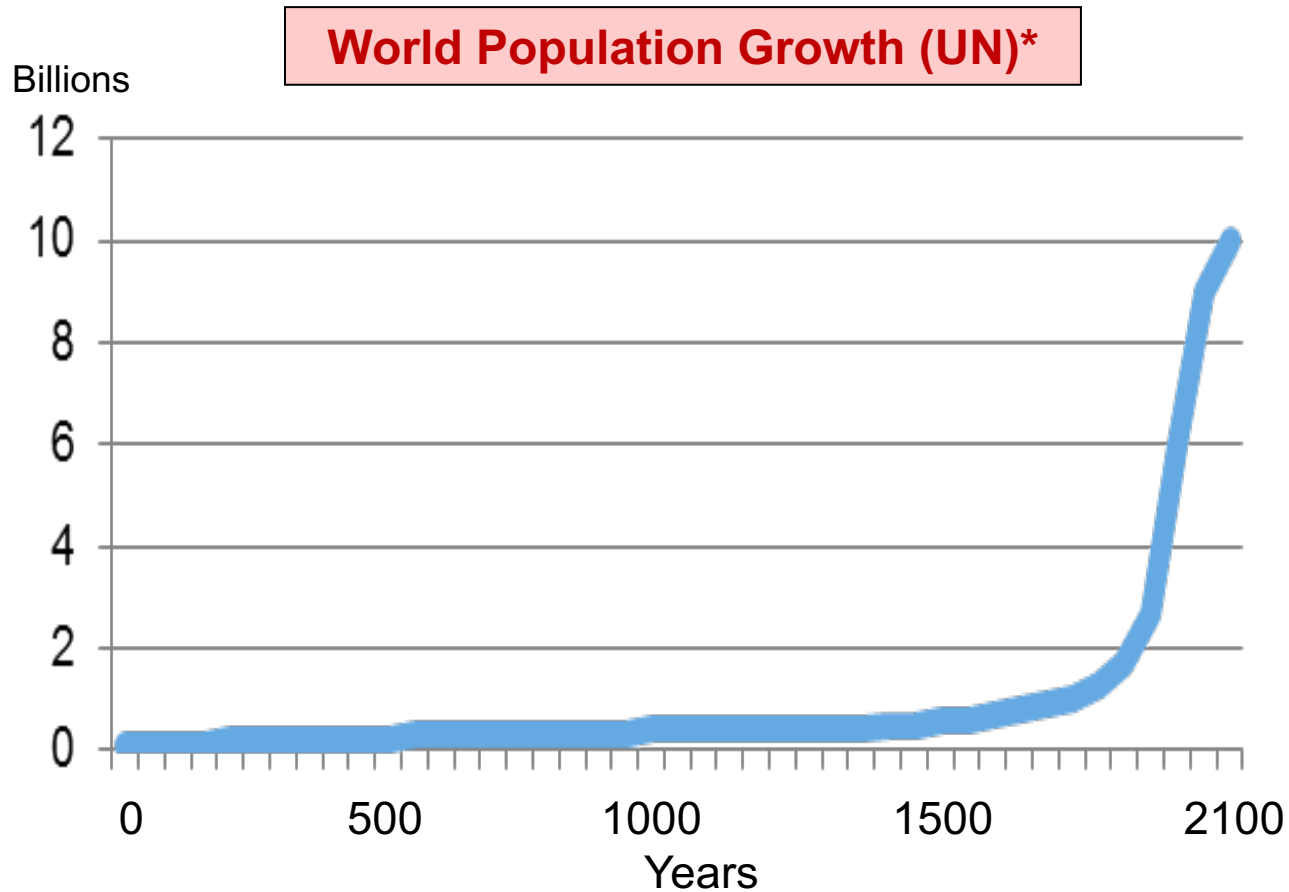


www.secoora.org
#secoora2017

Partnership



The Future



The End

“We are really the generation that reached the limits.”

Earth scientists “....are the only ones who can explain the basic processes ... that are threatening us”

Jeffrey Sachs*



Education

Research



- **Happy 10th Birthday SECOORA!**
- **Many thanks to all who made it so!**
- **Here's to a sustainable future for all!**

Back-up slides

Funding History

	SECOORA	Sub-reg IOOS	Total SE
FY05	0.379	5.72	6.099
FY06	0.387	2.55	2.937
FY07	1.14	2.48	3.62
FY08	0.784	2.16	2.94
FY09	0.892	1.94	2.83
FY10	0.456		0.46
FY11	2.01		2.01
FY12	2.23		2.23
FY13	2.49		2.49
FY14	2.53		2.53
FY15	2.6		2.60
FY16	2.584		2.58
FY17			0.00

